

SARAH TUCKER COLLEGE (AUTONOMOUS)

Tirunelveli-627007

Nationally Assessed and Reaccredited with 'A Grade'



ANNUAL REPORT OF THE CONTROLLER

2016-2017

CONTROLLER OF EXAMINATIONS

Email:stccontrloff@gmail.com

<http://sarahtuckercollege.edu.in/controller-of-examinations/>

Sarah Tucker College (Autonomous)

EXAMINATION OFFICE

2016 – 2017

The Office of the Controller of Examinations draws the general time table for the conduct of both internal and external examinations. External members of faculty set two sets of question papers along with answer key. The results of the examinations are posted in the college Notice Board. Students pay their examination fees through the bank. Hall tickets are issued through the Controller's Office. After careful proof reading by the HODs, one of the Question Papers is selected and got printed.

Important dates

Particulars	Dates		
	Year Odd & Even	Odd Semester	Even Semester
Examination fees payment without fine UG&PG			
Examination fees payment without fine UG&PG	Nov 2016/April 2017	09-09-2016	04-03-2017
Test/Examination			
End Semester Test for UG & PG	Nov 2016/April 2017	02-11-2016 18-11-2016	27-04-2017 20-05-2017
End Semester Test for MPhil	Nov 2016/April 2017	12-11-2016 16-11-2016	04-05-2017

¹Annexure: - Time tables

Awards Committee & Results Publication for UG & PG

The awards committee that consists of the principal, the COE, the Deans and the HOD's sits to review results and grants approval. After their approval, the results are published.

Awards Committee&Results Publication for UG & PG	Nov 2016/ April 2017	14-12-2016	All 02-06-2017 Sup.:27-06-2017 MPhil Viva:05-07-2017
--	-------------------------	------------	--

²Annexure: minutes

Malpractice		Odd Semester No of Students	Even semester No of Students
	Nov 2016/April 2017	4	5

³ Annexure: Malpractice action taken report.

SUPPLEMENTARY	No of Students Appeared	No of Students Passed	Percentage %
April 2016	49	47	96

Grievances

Particulars	Year Odd & Even	Odd Semester	Even Semester
Grievances	Nov 2016/April 2017	nil	nil

Complaints and Grievances & Revaluation

Particulars		Odd Semester			Even Semester		
		Appear	Pass	%	Appeared	Passed	%
Revaluation	Nov 2016/April 2017	59	19	32	91	29	32

⁴Annexure: Students revaluations details.

Awards Committee Approved Results

The awards committee sits for a review of results and approves it. After being approved, the results are published.

Item	Odd Semester				Even Semester			
	UG	PG	MCA	MPhil	UG	PG	MCA	MPhil
Nov 2016					April 2017			
Appeared	2842	316	38	19	2804	314	37	19
Passed	2154	235	34	19	2322	252	37	18
Passed %	75.79	74.37	89.4	100	82.81	80.25	100	94.74

Sarah Tucker College (Autonomous) Tirunelveli -7

Result of UG Courses - BA/BSc/BCom/BCA - November 2016

The result of the examination held in November 2016 has been given below. It is worthy to appreciate the department of Mathematics (Reg) and nano science for obtaining centum results. Among the PG departments it is worthy to be noted that the department of Tamil, English, Economics obtained centum results.

Appreciation goes to the department of English, Tamil and Economics for obtaining 100% result. Also MCA and M.Phil. Tamil and English make a record by obtaining 100% result.

Department	I Year(2016-2019)			II Year(2015-2018)			III Year(2014-2017)		
	Appeared	Passed	%	Appeared	Passed	%	Appeared	Passed	%
Tamil	64	38	59	58	45	78	60	56	93
English (Regular)	64	57	89	62	59	95	62	59	95
English (SF)	64	51	80	61	47	77	59	40	68
Economics	60	15	25	52	34	65	52	27	52
History (EM)	64	31	48	33	9	27	52	48	92
History (TM)	62	25	40	60	22	37	56	48	86
BCom(Regular)	65	48	74	61	35	57	58	37	64
BCom(SF)	64	42	66	56	21	38	58	41	71
Maths (Regular)	48	48	100	46	45	98	48	47	98
Maths (SF)	48	42	88	46	43	93	46	41	89
Physics (Regular)	44	40	91	47	43	91	47	44	94
Physics (SF)	47	45	96	46	41	89	46	42	91
Chemistry	47	43	91	47	37	79	46	42	91
Botany	46	32	70	41	9	22	42	36	86
Zoology	45	25	56	45	37	82	42	26	62
Computer Science	88	66	75	91	88	97	93	88	95
Food Science	47	32	68	29	20	69	30	29	97
Nano Science	14	11	79	8	7	88	25	25	100
BCA	38	35	92	12	10	83	—	—	—

Sarah Tucker College (Autonomous) Tirunelveli – 7

Result of PG Courses MA/M.Sc/M.Com - November 2016

Department	I Year(2016-2018)			II Year(2015-2017)		
	Appeared	Passed	%	Appeared	Passed	%
Tamil	14	10	71	11	11	100
English	29	28	97	28	28	100
Economics	18	10	56	12	12	100
MCom	23	13	57	15	12	80
Maths	24	22	92	24	18	75
Physics	25	17	68	18	14	78
Chemistry	25	12	48	24	18	75
Zoology	4	1	25	13	3	23
Food Science	9	6	67	—	—	—

Department	I Year(2015-2018)(Sem III)					
	Appeared	Passed	%			
MCA	1	1	100			

MCA(LE)

Department	II Year(2016-2018)(LE) (Sem III)			III Year(2015-2017)(LE) (Sem V)		
	Appeared	Passed	%	Appeared	Passed	%
MCA	22	19	86	15	14	93

MPhil

Department	I Year(2016-2017)		
	Appeared	Passed	%
Tamil	3	3	100
English	16	16	100

Sarah Tucker College (Autonomous) Tirunelveli -7
Result of UG Courses - BA/BSc/BCom/BCA - April 2017

The awards committee meets and reviews the result. After the approval by the same , results are published.

It is to be recorded that UG Department of English(Reg) , History(EM), Mathematics(Reg), Mathematics(SF and Physics(SF) have obtained 100% results. The PG department of Tamil, English Economics and Zoology, MCA and M.Phil. Tamil have obtained 100% result.

Department	I Year(2016-2019)			II Year(2015-2018)			III Year(2014-2017)		
	Appeared	Passed	%	Appeared	Passed	%	Appeared	Passed	%
Tamil	61	49	80	57	49	86	59	57	97
English (Regular)	63	60	95	62	58	94	62	62	100
English (SF)	63	49	78	61	49	80	60	58	97
Economics	57	27	47	50	33	66	51	34	67
History (EM)	62	49	79	32	14	44	52	52	100
History (TM)	59	29	49	59	44	75	54	52	96
BCom(Regular)	65	53	82	59	20	34	58	57	98
BCom(SF)	64	43	67	57	12	21	57	53	93
Maths (Regular)	47	46	98	46	46	100	48	48	100
Maths (SF)	47	43	91	45	39	87	46	46	100
Physics (Regular)	44	39	89	47	42	89	46	44	96
Physics (SF)	47	37	79	46	32	70	46	46	100
Chemistry	46	45	98	47	41	87	47	44	94
Botany	45	33	73	40	27	68	42	41	98
Zoology	45	27	60	44	39	89	40	36	90
Computer Science	86	67	78	91	78	86	93	90	97
Food Science	46	43	93	28	26	93	30	29	97
Nano Science	13	11	85	8	4	50	25	23	92
BCA	37	36	97	12	11	92	-	-	-

Sarah Tucker College (Autonomous) Tirunelveli - 7
Result of PG Courses MA/MSc/MCom- April-2017

Department	I Year(2016-2018)			II Year(2015-2017)		
	Appeared	Passed	%	Appeared	Passed	%
Tamil	14	11	79	11	11	100
English	29	29	100	28	28	100
Economics	17	13	76	12	12	100
MCom	22	6	27	15	9	60
Maths	24	24	100	24	21	88
Physics	25	18	72	18	12	67
Chemistry	25	17	68	24	16	67
Zoology	4	3	75	13	13	100
Food Science	9	9	100	–	–	–

MCA

Department	I Year(2015-2018)(Sem IV)					
	Appeared	Passed	%			
MCA	1	1	100			

MCA(LE)

Department	II Year(2016-2018)(LE) (Sem IV)			III Year(2015-2017)(LE) (Sem VI)		
	Appeared	Passed	%	Appeared	Passed	%
MCA	21	21	100	14	14	100

MPhil

Department	I Year(2016-2017)		
	Appeared	Passed	%
Tamil	3	3	100
English	16	15	94

UG - Outgoing Students Percentage & Classes - April 2017

The results of the examinations held in April 2019 has been given below, special appreciation goes to the department of ofEnglish(Reg) , History(EM), Mathematics(Reg), Mathematics(SF and Physics(SF) for obtaining centum results.

Among the PG departments, it is worthy to be recorded that the department of English, Tamil, Economics and Zoology, MCA and M.Phil Tamil have obtained centum results.

Department	Appeared	Passed	Percentage %	Distinction	I Class	II Class	III Class
Tamil	59	57	97	1	36	20	–
English (R)	62	62	100	2	50	8	2
English (SF)	60	56	93	–	20	34	2
Economics	51	30	59	–	14	15	1
History (EM)	52	50	96	–	19	31	–
History (TM)	54	46	85	–	26	19	1
Bcom(R)	58	55	95	5	31	18	1
Bcom(SF)	57	53	93	3	27	22	1
Maths(R)	48	48	100	42	6	–	–
Maths(SF)	46	46	100	27	18	1	–
Physics (R)	46	43	93	27	16	–	–
Physics (SF)	46	46	100	18	25	3	–
Chemistry	47	43	91	18	25	–	–
Botany	42	39	93	4	25	10	–
Zoology	41	27	66	2	21	4	–
Computer Science	93	88	95	28	56	4	–
Food Science	30	29	97	5	24	–	–
Nano Science	25	22	88	4	18	–	–
	917	840	92	186	457	189	8

PG - Outgoing Students Percentage & Classes - April 2017

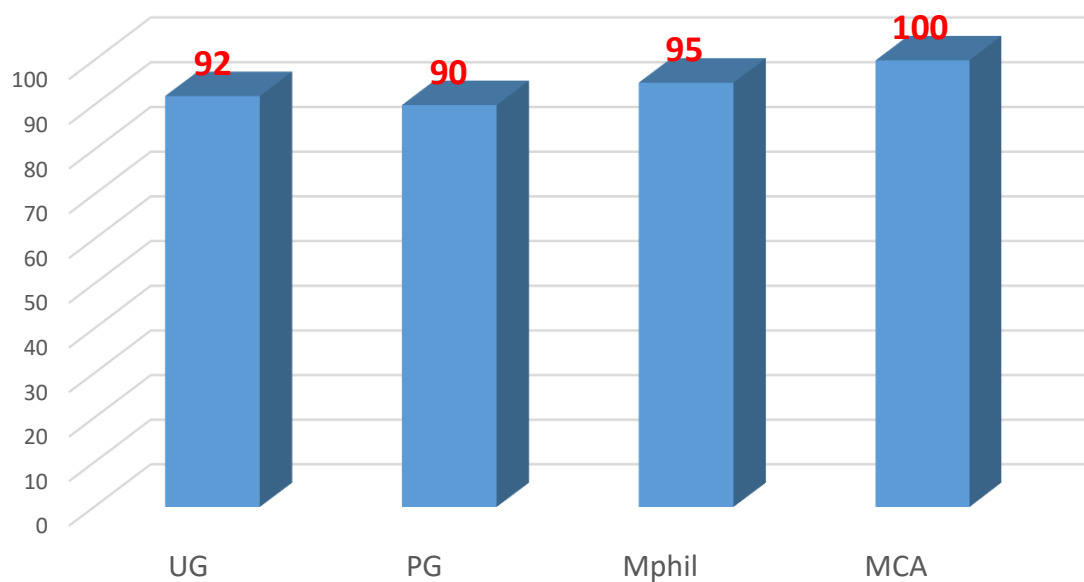
Department	Appeared	Passed	Percentage %	Distinction	I Class	II Class	III Class
Tamil	11	11	100	3	8	–	–
English	28	28	100	4	24	–	–
Economics	12	12	100	–	11	1	–
Mcom	15	12	80	1	11	–	–
Maths	24	23	96	17	6	–	–
Physics	18	15	83	1	14	–	–
Chemistry	24	17	71	2	15	–	–
Zoology	13	12	92	1	11	–	–
MCA	14	14	100	11	3	–	–
MPhil Tamil	3	3	100	3	–	–	–
MPhil English	16	15	94	8	7	–	–
	178	162	91	51	110	1	

Total No. Pass

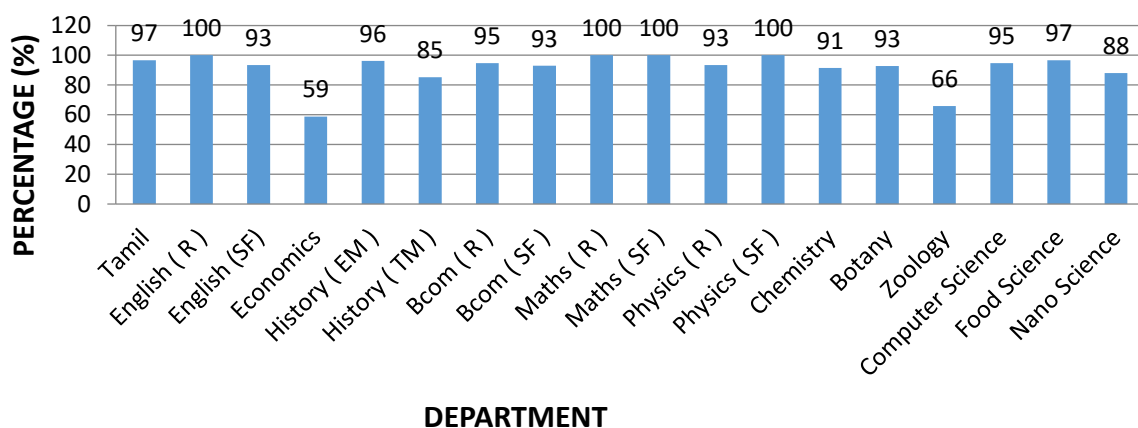
1002

UG	917	840	92
PG	145	130	90
MPhil	19	18	95
MCA	14	14	100

OVER ALL RESULTS-OUTGOING STUDENTS
2016-2017

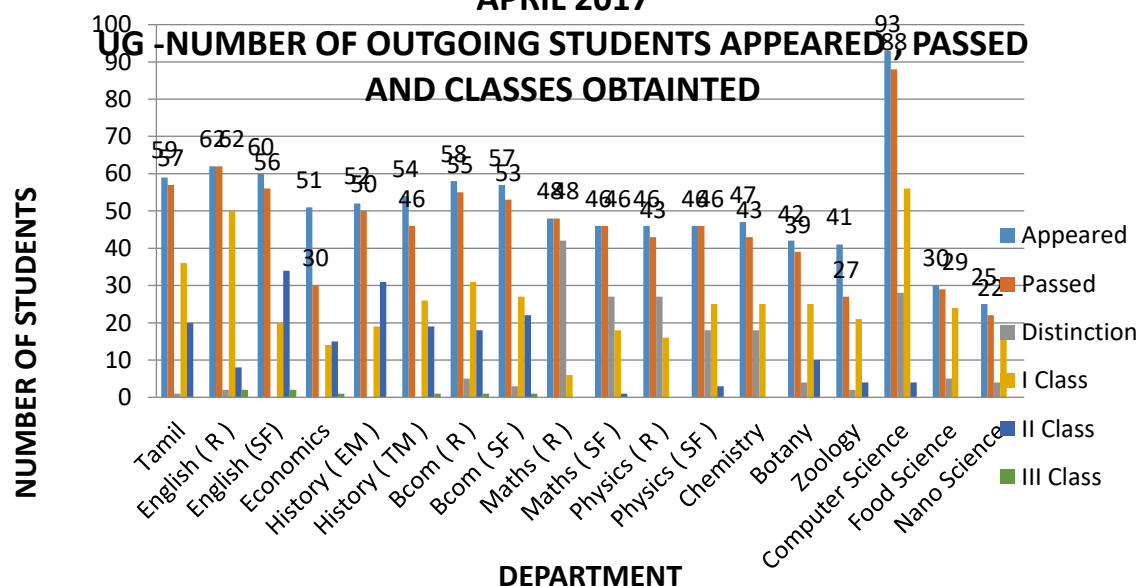


UG -PERCENTAGE OF RESULTS FOR OUTGOING STUDENTS - APRIL 2017

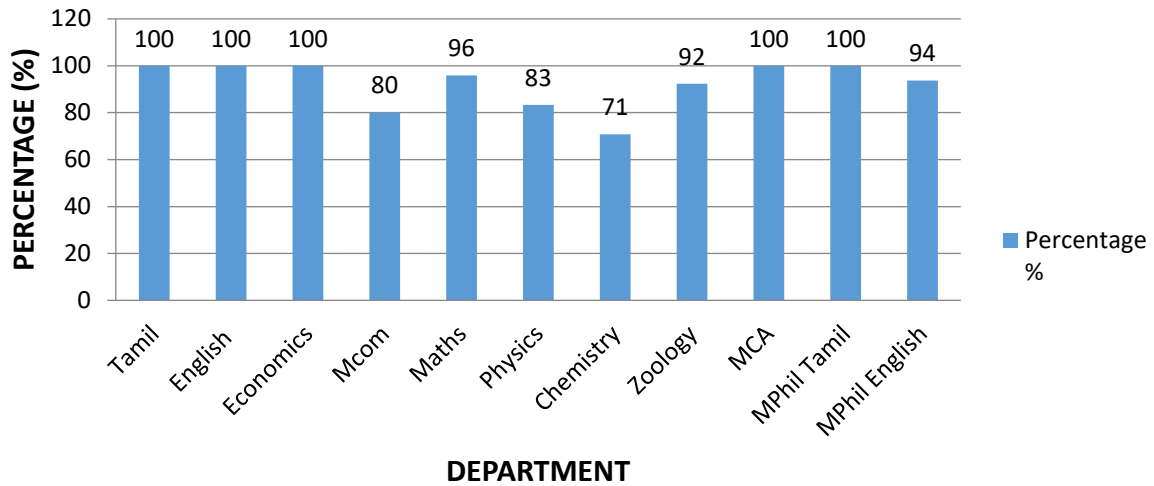


APRIL 2017

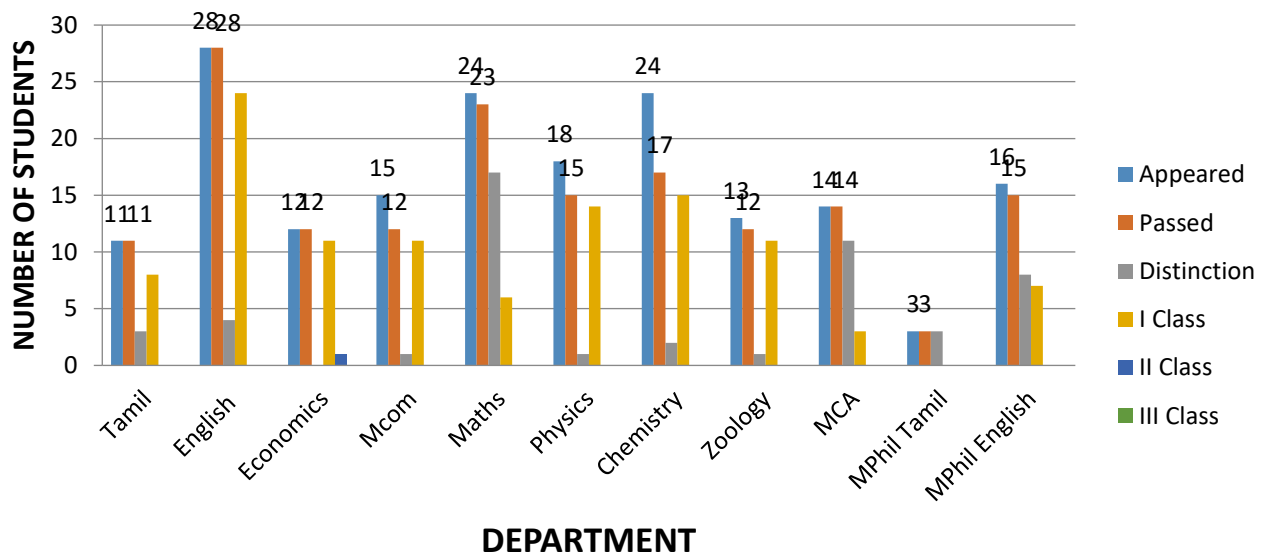
UG -NUMBER OF OUTGOING STUDENTS APPEARED, PASSED AND CLASSES OBTAINED



PG -PERCENTAGE OF RESULTS FOR OUTGOING STUDENTS - APRIL 2017



APRIL 2017 PG -NUMBER OF OUTGOING STUDENTS APPEARED , PASSED AND CLASSES OBTAINED



UG - LIST OF RANKHOLDERS LIST – 2014 - 2017

DEPARTMENT	REG.NO	NAME	PERCENTAGE	RANK
B.A TAMIL	14UTA017	JEBA JOYS K	77.68	I RANK
	14UTA026	KUTTIKKASI P	72.61	II Place
	14UTA064	VIJAYALAKSHMI J	72.20	III Place
B.A ENGLISH (Reg)	14UEN008	BOUSHE M	81.02	I RANK
	14UEN023	JOFILDA C	75.17	II Place
	14UEN010	CHRISTY NIVETHA M	74.38	III Place
B.A.ENGLISH (SF)	14SUEN63	VANMATHY I	70.33	I RANK
	14SUEN23	JEBARAJAM R	70.25	II Place
	14SUEN59	STEBINA K	69.96	III Place
B.A ECONOMICS	14UEC027	MARIAMMAL K	69.80	I RANK
	14UEC043	RAKSHANA S	66.12	II Place
	14UEC047	SEETHALAKSHMI K	65.93	III Place
B.A HISTORY (TM)	14UHT022	KALISHWARI L	70.94	I RANK
	14UHT055	SIVARANJINI M	68.66	II Place
	14UHT030	MAHESWARI P	67.91	III Place
B.A HISTORY (EM)	14UHE021	KAVITHA B	69.35	I RANK
	14UHE033	PARAMESHWAI U	69.23	II Place
	14UHE007	BABY S	68.72	III Place
B.Com (Reg)	14UCO016	HEPZI BEAULA J	76.81	I RANK
	14UCO045	SAKTHI KARTHIKA S	76.39	II Place
	14UCO006	ANU PRIYA G	76.27	III Place
B.Com (SF)	14SUCO31	NAJLA AMINA A	79.85	I RANK
	14SUCO24	MAHESWARI R	75.57	II Place
	14SUCO01	AHAMED SHAHANAZ M	75.44	III Place
B.Sc MATHS (Reg)	14UMA039	SATHYA DEVI R	96.26	I RANK
	14UMA006	ARULNIRAISELVI M	95.48	II Place
	14UMA021	JENIFA D	95.34	III Place
B.Sc MATHS (SF)	14SUMA38	SANGEETHA S	95.47	I RANK
	14SUMA37	ROSE ASHMI S	93.07	II Place
	14SUMA34	RAMA DHIVYA R	92.38	III Place


B.Sc PHYSICS (Reg)	14UPH039	SHANMUGA SUNDARI S	93.11	I RANK
	14UPH041	STECY A	89.55	II Place
	14UPH014	JANET SATHYA A	88.62	III Place
B.Sc PHYSICS (S/F)	14SUPH37	SRI CHITHRA P	88.38	I RANK
	14SUPH45	THIRUPATHY M	85.47	II Place
	14SUPH05	BOWSIA MEERA M	84.88	III Place
B.Sc CHEMISTRY	14UCH013	JENSLIN SNEHA P	89.03	I RANK
	14UCH027	NAGAJOTHI N	86.67	II Place
	14UCH043	STELLA MARY J	85.66	III Place
B.Sc BOTANY	14UPY019	MULLAISELVI S	91.62	I RANK
	14UPY007	GAYATHRI S	90.96	II Place
	14UPY022	NANDHINI V	87.11	III Place
B.Sc ZOOLOGY	14UZY028	PRIYA DHARSHINI L	83.26	I RANK
	14UZY046	VADIVEL MUTHUNAYAKI P	77.24	II Place
	14UZY036	SELVI B	73.71	III Place
B.Sc COMPUTER SCIENCE	14SUCS34	RAMYA M	84.67	I RANK
	14SUCS33	RAJESWARI S	83.57	II Place
	14SUCS55	BHUVANESWARI B	83.12	III Place
B.Sc FOOD SCIENCE	14SUFN08	GHOMATHI U	85.45	I RANK
	14SUFN21	PAYAL S	82.14	II Place
	14SUFN06	FATHIMA FARZANA F	78.61	III Place
B.Sc NANO SCIENCE	14SUNS09	DEIVENDRARANI T	82.84	I RANK
	14SUNS26	SABEENA G	81.38	II Place
	14SUNS11	INDHUMATHI S	78.43	III Place


PG & MCA - LIST OF RANKHOLDERS – 2015 – 2017(MCA(LE) 2015 – 2017)

DEPARTMENT	REG.NO	NAME	PERCENTAGE	RANK
M.A TAMIL	15PTA008	REGINA P	75.93	I RANK
	15PTA011	TAMIL SELVI P	75.73	II Place
	15PTA005	MARY SWARNALATHA P	75.53	III Place
M.A ENGLISH	15PEN016	MONICA SELAS S	78.56	I RANK
	15PEN009	HILDA ANGEL J	76.66	II Place
	15PEN021	SANTHIYA M	75.15	III Place
M.A ECONOMICS	15PECO03	BELINDA AVINA A	71.96	I RANK
	15PECO12	SUTHA M	67.69	II Place
	15PECO08	PREETHA K	67.14	III Place
M.COM	15SPCO04	ARUL MERCYA S	75.15	I RANK
	15SPCO15	SIVAGAMI U	73.23	II Place
	15SPCO10	MATHI S	70.30	III Place
M.Sc MATHS	15PMS025	VINOTHA MALAR S	94.49	I RANK
	15PMS008	DEEPA A	92.93	II Place
	15PMS002	ABINAYA K	92.58	III Place
M.Sc PHYSICS	15PPH003	AYSHA SIDDIKA M M	85.73	I RANK
	15PPH016	PRIYANKA L	73.89	II Place
	15PPH020	SIVARANJANI A	73.74	III Place
M.Sc CHEMISTRY	15PCH001	AMSAVENI S	75.20	I RANK
	15PCH024	UMADEVI M	75.12	II Place
	15PCH015	MUTHUSELVI C	73.48	III Place
M.Sc ZOOLOGY	15SPZOO6	GUNA ROJA L	75.82	I RANK
	15SPZ013	RAJALAKSHMI M	74.01	II Place
	15SPZO09	MANIMEKALAI B	73.50	III Place
MCA(LE)	15SPMCLE10	PETCHIAMMAL G	83.60	I RANK
	15SPMCLE15	SUBIRDHA A	82.09	II Place
	15SPMCLE04	BHUVANESHWARI A	81.90	III Place

M.Phil - LIST OF RANKHOLDERS – 2016 – 2017

DEPARTMENT	REG.NO	NAME	PERCENTAGE	RANK
M.Phil TAMIL	16STML03	VENI G	80.60	I RANK
	16STML02	KATHER MEERA PONESHWARI T	78.80	II Place
	16STML01	JOY D	78.00	III Place
M.Phil ENGLISH	16SEML02	ALOYSIUS SUGIRTHA J	80.60	I RANK
	16SEML08	JEFFY CATHERINE R	78.40	II Place
	16SEML04	ANNE BLESSY O	77.60	III Place


Controller of Examinations
CONTROLLER OF EXAMINATIONS
SARAH TUCKER COLLEGE
(AUTONOMOUS)
TIRUNELVELI 627 007


PRINCIPAL
SARAH TUCKER COLLEGE
(AUTONOMOUS)
TIRUNELVELI - 627 007.

SARAH TUCKER COLLEGE (AUTONOMOUS) TIRUNELVELI 7

Report Submitted to Manonmaniam Sundaranar University

Date : 18.04.2016

Chief Guest : **Dr D Sasireka Ph D**

Principal, Rajaratnam College for Women, Sivakasi

Report :

The Graduation Day 2016 of Sarah Tucker College (Autonomous) was conducted at 10.30 am on 18.04.2016 in the New Auditorium.

Mr Gunasingh Chelladurai, Secretary of the College opens the Graduation Ceremony.

Dr Mrs Usha Godwin, Principal of our College welcomed the gathering, the Chief Guest and read the Academic Report for the year 2015-2016.

The Chief Guest **Dr D Sasireka Ph D, Principal, Rajaratnam College for Women, Sivakasi** distributed the Graduation Certificates to the students. There were 887 candidates who received their diplomas.

The function came to an end with the National Anthem.

No. of Candidates : 887

COURSE	NO OF CERTIFICATES
B A TAMIL	40
ENGLISH	58
ECONOMICS	35
HISTORY	57
B COM	57
	0
B SC MATHEMATICS	46
PHYSICS	43
CHEMISTRY	39
BOTANY	38
ZOOLOGY	35
	0
M A TAMIL	11
ENGLISH	27
ECONOMICS	14
M SC MATHEMATICS	24
PHYSICS	22
CHEMISTRY	14
	0
SELF FINANCED	0
B COM	47
BA ENGLISH	53
B SC MATHEMATICS	34
PHYSICS	28
COMPUTER SCIENCE I	41
COMPUTER SCIENCE II	40
FOOD SCIENCE	17
NANO SCIENCE	12
M SC ZOOLOGY	5
M COM	13
MCA	17
M PHIL TAMIL	5
ENGLISH	15
TOTAL	887

CONVOCATION REPORT

SARAH TUCKER COLLEGE (AUTONOMOUS) TIRUNELVELI 7

Report Submitted to Manonmaniam Sundaranar University

Date : 18.04.2016

Chief Guest : **Dr D Sasireka Ph D**
Principal, Rajaratnam College for Women, Sivakasi

Report :

The Graduation Day 2016 of Sarah Tucker College (Autonomous) was conducted at 10.30 am on 18.04.2016 in the New Auditorium.

MrGunasingh Chelladurai, Secretary of the College opens the Graduation Ceremony.

Dr Mrs Usha Godwin, Principal of our College welcomed the gathering, the Chief Guest and read the Academic Report for the year 2015-2016.

The Chief Guest **Dr D Sasireka Ph D, Principal, Rajaratnam College for Women, Sivakasi** distributed the Graduation Certificates to the students. There were 887 candidates who received their diplomas.

The function came to an end with the National Anthem.

No. of Candidates : 887

COURSE	NO OF CERTIFICATES
B A TAMIL	40
ENGLISH	58
ECONOMICS	35
HISTORY	57
B COM	57
B SC MATHEMATICS	46
PHYSICS	43
CHEMISTRY	39
BOTANY	38
ZOOLOGY	35
M A TAMIL	11
ENGLISH	27
ECONOMICS	14
M SC MATHEMATICS	24
PHYSICS	22
CHEMISTRY	14
SELF FINANCED	0
B COM	47
BA ENGLISH	53
B SC MATHEMATICS	34
PHYSICS	28
COMPUTER SCIENCE I	41
COMPUTER SCIENCE II	40
FOOD SCIENCE	17
NANO SCIENCE	12
M SC ZOOLOGY	5
M COM	13
MCA	17
M PHIL TAMIL	5
ENGLISH	15
TOTAL	887

Testing and Evaluation procedures
2016 – 2017

SARAH TUCKER COLLEGE (AUTONOMOUS)**TIRUNELVELI 627 007****Choice Based Credit System**

The Choice Based Credit System (CBCS) gives freedom to the students to study papers of their choice. The CBCS as recommended by the Manonmaniam Sundaranar University is being followed from the academic year 2008-2009 onwards. Credits vary in proportion with the instructional hours and the nature of the syllabus content.

For completing a course, a minimum of (140+5) credits for UG and (90+2) for PG should be earned by each candidate.

Course Structure –UG

Components	No. of Papers	Credit per Paper	Total Credits
BA & BSc Part I - Tamil (I,II,III, & IV Sem)	4	3	12
Part II - English (I,II,III & IV Sem)	4	3	12
BCom& BSc Comp. Sci. Part I - Tamil (I & II Sem)	2	3	6
Part II - English (I & II Sem)	2	3	6
Part III			
BA & BSc i) Core (including practicals)	13-15	4-5	60
B Com & Comp. Sci. i) Core	18	4	72
ii) Allied	4	5	20
iii) Electives (including project)	3	5	15
Part IV			
i) Value Education	1	2	2
ii) Environmental Studies	1	2	2
iii) Non-Major Elective Courses	2	2	4
iv) Skill Based Elective Courses	6	2	12
Part V- Extension Activities NSS / NCC / Games	1	1	1

Total Credits

B Com : 6 + 6 + 72 + 20 + 15 + 2 + 2 + 4 + 12 + 1 = 140

BA & BSc : 12 + 12 + 60 + 20 + 15 + 2 + 2 + 4 + 12 + 1 = 140

Course Structure – PG

Components	No. of Papers	Credit Per Paper	Total Credits
Core (including Practicals and Project)	14-25	3-5	89
Foundation Course	1	1	1
Minimum Extra Credits			2
Total (90 +2)			92

UG students who are not able to study Tamil (Part I) can opt for French / Hindi in I to IV Semesters.

The medium of instruction for the examination and project report will be in English (except for Part I, BA Tamil and BA History Tamil Medium)

EVALUATION OF STUDENTS

I Evaluation of Students

The evaluation of a student in a particular course is based on her performance in the (i) Continuous Internal Assessment (CIA) and the (ii) End Semester Examinations (ESE). For each theory paper, the maximum marks for CIA and ESE are 25 and 75 respectively and for each practical paper the corresponding marks are 40 and 60, in both the UG and the PG courses. Though there is no pass minimum for CIA, a student must write at least 2 CIA to be eligible for appearing in ESE. For UG the pass minimum in ESE in theory is 35% and practical is 40%. The aggregates of both CIA and ESE must be 40% for a pass. For PG the pass minimum in ESE in theory and in practical is 50%. The aggregate of both CIA and ESE with a minimum of 50% is a pass.

a) Internal Tests

There are 3 internal tests CIA 1, CIA 2 and CIA 3 for each paper in a semester. Three tests will be held at an interval of 30 working days. Each test is of 1 hour duration. Question papers will be set from 5 units of the syllabus which would be covered before the 3 internal tests. The average marks of the best two tests will be taken. If a student does not write two CIA tests the student is ineligible to appear for ESE.

Students who absent themselves for the tests will lose the marks for that test(s). However, if a student, for some genuine reasons, is not able to attend a test with the permission of the Head of the Department she can be given a retest.

Consolidation of the CIA marks will be done in the department within seven days after the 3 internal tests and the students will be asked to verify their CIA marks and sign before the mark sheets are sent to the Controller's Office.

Testing and Evaluation for UG Courses

Language, Core, Allied, Elective and Practical - Internal to External ratio of marks

	Internal	External	Total
Theory	25%	75%	100%
Practical	40%	60%	100%

Pass Minimum in Theory / Practical

	Internal	External	Overall
Theory	No minimum (10 is ideal)	40% of maximum of external marks($\frac{30}{75}$)	40% of total marks $\left(\frac{40}{100}\right)$
Practical	No minimum (16 is ideal) out of 40	35% of maximum of external marks $\left(\frac{24}{60}\right)$	40% of total marks $\left(\frac{40}{100}\right)$

Continuous Internal Assessment (CIA) - Question Pattern

Sections	Marks
Part A Multiple Choice Questions -5	1 X 4 = 4
Part B Questions with internal choice -3	2 X 5 = 10
Part C Questions, with internal choice -1	2 X 8 = 16
Total Marks (Converted to 15 marks)	30

Assessment Pattern for CIA

Theory	Marks
Test (Average of best two of 3 tests)	15
Quiz	5
Assignment	5
Total	25

Practical:

Internal - 40 marks

External - 60 marks

Total - 100 marks

Testing and Evaluation for PG Courses

Core, Elective and Practical - Internal to External ratio of marks

	Internal	External	Total
Theory	25%	75%	100%
Practical and Project	40%	60%	100%

Pass Minimum in Theory / Practical

	Internal	External	Overall
Theory	No Minimum	50% of maximum of external marks (38/75)	50% of total marks (50/100)
Practical	No minimum	50% of maximum of external marks (30/60)	50% of total marks (50/100)

Continuous Internal Assessment (CIA) - Question Pattern

Sections	Marks
Part A Short Questions -2	2 X 2 = 4
Part B Questions with internal choice – 2	2 X 5 = 10
Part C Questions with internal choice -2	2 X 8 = 16
Total marks (Converted to 15 marks)	30

Assessment Pattern for CIA

Theory	Marks
Test (Average of best 2 of 3 tests)	15
Seminar	5
Assignment	5
Total marks	25

Practical

Internal - 40 marks

External - 60 marks

Total - 100 marks

The marks scored by a student in these components will depend on her preparation, participation and adhering to the time schedule. There may be variations with respect to these components in Languages (UG – Part I and Part II) and Practical.

INTERNAL ASSESSMENT GRIEVANCE CELL (IAGC)

MEMBERS:

1. Controller of Examinations (in her absence, Deputy Controller)
2. Dean of Arts
3. Dean of Sciences
4. Principal

If any student of the college has a genuine doubt that her CIA paper has not been valued properly, the student can apply to the IAGC, giving the details of the title of the paper, date of test and the reasons with a fee of Rs.25/-. If the cell found that the paper has not been properly valued, it may allot the paper for third party valuation, and that mark will be the final score of the student.

The HODs are asked to keep all the CIA answer papers in safe custody till the result of the semester examination is published.

REPORT

NUMBER OF GRIEVANCES -NIL

END SEMESTER EXAMINATION

b) End Semester Examination

Each semester normally consists of 90 working days. The odd semester examinations are conducted in November and even semesters in the month of April and May. The End Semester Examination (ESE) will be for a weightage of 75 marks in theory and 60 marks in practical both for UG and PG. The passing minimum is 40% for UG, 50% for PG, that is for UG the passing minimum is $\frac{30}{75}$ in theory and $\frac{24}{60}$ in practical and for PG $\frac{38}{75}$ in theory and $\frac{30}{60}$ in practical. All those students who have put in the required number of days of attendance are eligible to appear for the ESE. They have to pay the fees for all current papers and the arrear papers, if any, and submit the application form before the dates specified for the purpose.

End Semester Examinations Question Pattern for UG Course

Sections	Marks
Part A Multiple Choice -10 (2 questions from each unit)	10 X 1 = 10
Part B Questions with internal choice – 5 (one from each unit)	5 X 5 = 25
Part C Questions with internal choice -5 (one from each unit)	5 X 8 = 40
Total Marks	75

End Semester Examinations - Question Pattern for PG Course

Sections	Marks
Part A Short answers (no choice)(one question from each unit)	5 X 2 = 10
Part B Questions with internal choice -5 (One question from each unit)	5 X 5 = 25
Part C Questions with internal choice -5 (one question from each unit)	5 X 8 = 40
Total Marks	75

End Semester Examinations - Question Pattern for UG &PG Course (UG-2017-2020) & (PG – 2017-2019)

Sections	Marks
Part A Short answers (no choice)(one question from each unit)	5 X 2 = 10
Part B Questions with internal choice -5 (One question from each unit)	5 X 6 = 30
Part C Questions with internal choice -5 (one question from each unit)	5 X 8 = 40
Total Marks	80

For all practical courses of the UG and the PG the End semester Examinations will be conducted and evaluated by 2 examiners (an Internal and an External) jointly.

c) Non Major elective (NME) for UG

A student has to select one NME subject to be studied in III and IV semesters respectively.

NME - Internal to External ratio of marks

	Internal	External	Total
Theory / Practical	40%	60%	100%

Pass Minimum in Theory / Practical

	Internal	External	Overall
Theory/ Practical	No Minimum (Pass Minimum 16 is ideal)	maximum of external marks ($\frac{24}{60}$)	40% of total marks ($\frac{40}{100}$)

CIA Pattern

Two CIA will be conducted at the end of 2nd and 3rd month of each semester and the best one of 2 test marks will be considered. No pass minimum for CIA

Test (converted to)	- 10 marks
Quiz	- 5
Assignment	- 5

Total	- 20 marks (increased to 40)

End Semester Examinations Question Pattern

Part A

Multiple choice questions 10 X 1 = 10 marks

Part B

Answer any 10 Questions

out of 12 questions 10 X 5 = 50 marks

Total	60 marks
-------	----------

d) Skill Based Subjects (SBS) for UG

A student has to study 2 skill based subjects in III, IV and V semesters respectively.

CIA Pattern

Two CIA will be conducted at the end of 2nd and 3rd month of each semester and the best one of 2 test marks will be considered. No pass minimum for CIA

Test (converted to)	- 10 marks
Quiz	- 5 marks
Assignment	- 5 marks

Total	20 marks (increased to 40)

End Semester Question pattern for 60 marks

Part A

Multiple Choice Questions

10 X 1 = 10 marks

Part B

Answer any 10 Questions out of 12

10 X 5 = 50 marks

Total

60 marks

SBS - Internal to External ratio of marks

	Internal	External	Total
Theory / Practical	40%	60%	100%

Pass Minimum in Theory / Practical

	Internal	External	Overall
Theory/ Practical	No Minimum (Pass Minimum 16 is ideal)	maximum of external marks ($\frac{24}{60}$)	40% of total marks ($\frac{40}{100}$)

e) Self Learning Course for UG and PG

It is a self-study course where no regular and formal contact hours are specified. The UG students can select only one self learning course given in the syllabus book in II, III, IV and V semester each and the PG students can do only one self learning course in II & III semester each. No CIA for self learning papers. Students have to write only the End Semester Exam for 50 marks. Out of 8 Questions, the student has to answer only 5. Each question carries a maximum of 10 marks (5 X 10 = 50 marks) converted to 100 marks. The pass minimum is 35% ($\frac{18}{50}$) for both UG and PG courses. If a student fails in the exam she cannot reappear for the exam as an arrear.

One credit will be awarded for each course.

f) Foundation course for UG and PG

All the UG students have to attend Value Education paper in the I semester and Environment Studies paper in the II Semester. Credit per paper is 2 ($2 + 2 = 4$).

All the PG students have to attend Personality Development in the IV Semester and the credit for the course is 1.

g) Part V – Extension Activities

All students should register in any one of the Part V (NCC / NSS / Games) activities to enable her to complete a degree course. Active participation of the student throughout the year in the Part V activity of her choice is mandatory.

h) M.Phil Course

M.Phil course is a one year course from July to June of the subsequent year. For all M.Phil courses, two theory papers in the I Semester and one theory paper and a dissertation in the II semester.

Each theory paper is to be evaluated for a maximum of 50 marks.

Test	20 marks
Seminar	20 marks
Assignment	<u>10 marks</u>
Total	<u>50 marks</u>

There is no pass minimum for the CIA.

The End Semester Examination will be for 100 marks (reduced to 50 marks). Out of 10 questions, 5 questions are to be answered by the students. Each question carries 20 marks. The question paper for all the papers will be set by external examiners. The answer scripts will be evaluated by two external examiners. The pass minimum for ESE is 50%.

Dissertation: The candidate should submit a dissertation at the end of second semester. The dissertation will be evaluated by the internal examiner for 100 marks (Proposal 50% and work in progress 50%) and also by the external examiners for 100 marks (Dissertation 60% and viva-voce 40%) reduced to 100 marks.

i) Attendance

75% attendance is needed for the students to appear for the ESE. Students having attendance between 74% and 65% can write the exam after paying a prescribed amount of fine and if they have below 65% attendance, the students are not eligible to write the ESE, and they have to repeat the semester after the completion of the final year.

j) Rules to be followed during exam

- i) Hall Tickets for the End Semester Examination will be issued to the eligible students on time before the End Semester Examination. Students must bring the Hall Ticket and the College ID card to every session of the End Semester Examination for verification.
- ii) Students can bring into the Examination Hall only ordinary scientific / engineering calculators. They can use the mathematical, statistical or any other table, (if required) provided by the college during the ESE.
- iii) **Students are not allowed to bring programmable calculators / mobile phones or any other unwanted materials inside the examination hall.**
- iv) Any kind of malpractice during the End Semester Examination is strictly prohibited. Those students who indulge in malpractice will face stringent punishment decided by the *Grievance Appeal Committee*.

k) Grievances Regarding End Semester Examination Question papers.

Any complaint with respect to the End Semester Examination Question Papers must be brought to the notice of the Controller of Examinations within 2 days from the date of the respective examinations by the HOD concerned. When the HOD is not available for any reason, the next senior teacher would take up this responsibility.

l) Revaluation for the End Semester Examination (UG and PG)

The candidates should apply for revaluation in the prescribed form available in the Controller's Office within 7 days of the publication of the results.

- i) There is no provision for revaluation in any of the papers of the PG courses. (Since there is double valuation for PG courses.)
- ii) Revaluation, Retotaling and Xerox Copy are allowed in UG courses as per the following guidelines:
 - A candidate can apply for revaluation of a maximum of two theory papers of the current semester.

- Fee for Revaluation : Rs.250/- (each paper)
 Xerox Copy : Rs. 250/- (each paper)
 Retotaling : Rs 100 / - (each paper for PG)

m) End Semester Examination Arrears

- Students who fail in any paper in the End Semester Examinations, can appear for the papers in the subsequent End Semester Examinations.
- If any student fails in odd semester (i.e., I, III & V) the student can reappear for the same paper both in odd and even semesters. But if the student fails in even semester (i.e., II, IV & VI) the student can write the paper in the even semester only.

n) Supplementary Examination for FINAL SEMESTER Courses

UG / PG students who have cleared all the papers of earlier semesters but has failed in only one paper written in the final Semester, will be allowed as a special case, to write Supplementary Examination, (within 7 days of the publication of the results, to help them to get their degree without delay.

Students who wish to write the Supplementary Examination will have to apply for it within 7 days of the publication of the results. A student who is appearing for the supplementary examination in a practical paper will have to bear the entire expenses for conducting the examination.

Private students are not eligible to write supplementary exam.

o) Non-Submission of Project / Dissertation

All UG and postgraduate students should submit their Project Report at the end of the final semester as part of their curriculum. For any valid reason, if a student is not able to submit her project report, the student can appear for the viva-voce at the end of the subsequent academic year.

p) Question Paper Setting and Evaluation

- (i) **UG Courses:** For the End Semester Examination, the Question Papers for all theory papers under Part I, Part II, Part III, and Part IV will be set by External Examiners. The evaluation of these answer scripts will also be done by a Board of External Examiners.
- (ii) **PG Courses:** For all Post Graduate Courses, the question papers will be set by external examiners. There will be double valuation for these courses by staff members from other Colleges / Universities. If the difference between the marks of the two evaluations of an answer script is 15 or below, the average of the two will be considered as the mark scored by

the student. If the difference is above 15 the answer script will be evaluated by a third examiner (External) and the average of the two marks with minimum difference will be final.

q) Transfer of Students

Students seeking a transfer to the UG and PG degree Course in Sarah Tucker College have to fulfill the following conditions:

- 1) Seats must be available in the department concerned.
- 2) The students should not have any arrear paper.
- 3) The College in which the student studied previously should have the same Part I language and allied papers offered in our College.
- 4) The student is exempted from doing the papers already cleared.
- 5) The student must write the papers which are offered in our college if the student does not find the same in the syllabus of the previous college.

Grievance Appeal Committee

In case of grievance of any nature the students can apply to the Grievance Appeal Committee. The appeal should be addressed to the Principal who is the chairman of the committee.

Credit for UG Course:

	Credit
Part I General Tamil / French / Hindi	12
Part II General English	12
Part III Major, Allied and Elective	95
Part IV Foundation Course , Skill Based Subjects, NME	20
Part V Extension Activities (NCC/NSS/Physical Education)	1
	<hr/> 140
Minimum Extra Credits	5
Total Credits	<hr/> 145 <hr/>

<u>Credit for PG Course:</u>	Credit
Core, Core Special & Project	89
Foundation Course (Personality Development)	1
	<hr/> 90
Minimum Extra Credits	2
Total Credits	<hr/> 92 <hr/>

<u>Credit for MPhil Course:</u>	Credit
Theory Papers(2+1 x 5)	15
Dissertation	10
Total Credits	<hr/> 25 <hr/>

<u>Credit for MCA Course:</u>	Credit
Core, Core Special & Project	140
Minimum Extra Credit	3
Total Credits	<hr/> 143 <hr/>

- Classes will be awarded to the students as given below:
75% and above (without any arrear) - Distinction
60% to 74% - I Class
50% to 59% - II Class
40% to 49% - III Class

- Calculation of Weighted Average:
Weighted Marks = Marks x Credit

$$\text{Weighted Average} = \frac{\text{Total Weighted Marks}}{\text{Total Credit}}$$


Result will be the weighted average shown in the consolidated marks given at the end of VI semester statement (calculate for Part I, Part II, Part III and Part IV separately).

- Only the first rank holders will be awarded medals in both UG and PG courses.

The College may from time to time revise, amend or change the regulations, scheme of examinations and syllabi if found necessary.

ANNEXTURE:

1. Extra Credits List
2. List of Self Learning Courses
3. List of Certificate Courses



Controller of Examinations
CONTROLLER OF EXAMINATIONS
SARAH TUCKER COLLEGE
(AUTONOMOUS)
TIRUNELVELI 627 007

Controller of Examinations



PRINCIPAL
SARAH TUCKER COLLEGE
(AUTONOMOUS)
TIRUNELVELI - 627 007

Chief Controller & Principal

*Submitted at the GOVERNING BOARD